

# SPRINGBORO COMMUNITY CITY SCHOOLS

RECONCILIATION FOR MONTH ENDING

DECEMBER 31, 2015



---

## **Depository Balances:**

|                                    |                |                |
|------------------------------------|----------------|----------------|
| 5/3 Checking Account               | \$6,170,183.23 |                |
| People's Bank - Grange Scholarship | \$25,586.36    |                |
| Total Depository Balances          |                | \$6,195,769.59 |

## **Adjustments to Bank Balance:**

|                                   |    |               |               |
|-----------------------------------|----|---------------|---------------|
| Outstanding Checks: Accounting    |    | -\$592,664.42 |               |
| Payroll                           |    | -\$321,078.63 |               |
| Outstanding Vcards: Accounting    |    | \$741.23      |               |
| Adjustments/Notes                 |    | \$0.00        |               |
| 1)                                | \$ | -             |               |
| 2)                                | \$ | -             |               |
| 3)                                | \$ | -             |               |
| Total Adjustments to Bank Balance |    |               | -\$913,001.82 |

## **Investments:**

|                                   |                |                |
|-----------------------------------|----------------|----------------|
| CD - Harold E Mills Raymond James | \$41,145.11    |                |
| Star Ohio                         | \$33,096.83    |                |
| Raymond James Inv.                | \$5,081,833.16 |                |
| 5/3 Securities                    | \$77,660.11    |                |
| Total Investments                 |                | \$5,233,735.21 |

|                            |  |                 |
|----------------------------|--|-----------------|
| <b>Total Bank Balances</b> |  | \$10,516,502.98 |
|----------------------------|--|-----------------|

|                           |  |                        |
|---------------------------|--|------------------------|
| <b>Total Fund Balance</b> |  | <u>\$10,516,502.98</u> |
|---------------------------|--|------------------------|

|  |  |               |
|--|--|---------------|
|  |  | <u>\$0.00</u> |
|--|--|---------------|

---

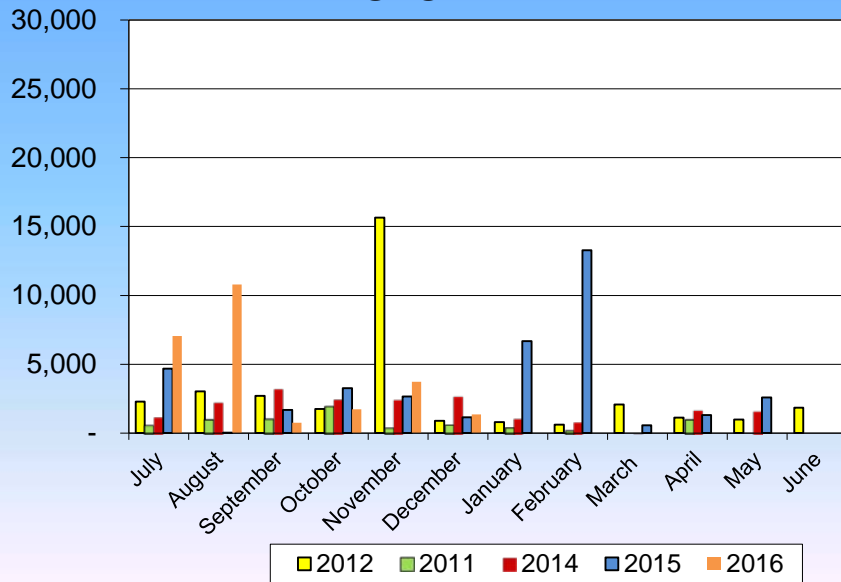
Terrah Floyd, Treasurer/CFO

*SPRINGBORO COMMUNITY CITY SCHOOLS*  
*INVESTMENT INCOME HISTORY*

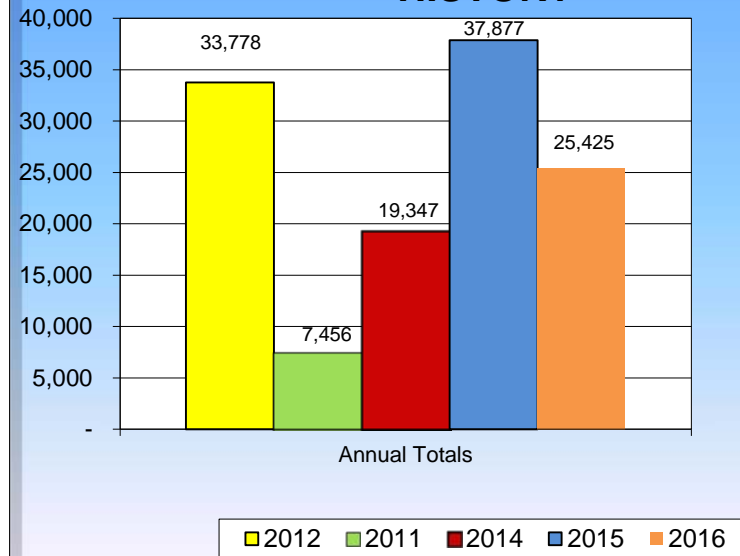
Current Month

|      | July  | August | September | October | November | December | January | February | March | April | May  | June  | ANNUAL |
|------|-------|--------|-----------|---------|----------|----------|---------|----------|-------|-------|------|-------|--------|
| 2012 | 2,283 | 3,042  | 2,698     | 1,752   | 15,651   | 898      | 791     | 625      | 2,079 | 1,126 | 986  | 1,847 | 33,778 |
| 2013 | 621   | 1025   | 1055      | 1947    | 447      | 653      | 457     | 229      | 0     | 1022  | 0    | 0     | 7,456  |
| 2014 | 1221  | 2279   | 3249      | 2495    | 2490     | 2687     | 1129    | 883      | -448  | 1712  | 1650 | 0     | 19,347 |
| 2015 | 4669  | 31     | 1679      | 3267    | 2659     | 1159     | 6674    | 13,265   | 574   | 1318  | 2582 | 0     | 37,877 |
| 2016 | 7045  | 10,791 | 759       | 1736    | 3735     | 1359     |         |          |       |       |      |       | 25,425 |

**INVESTMENT INCOME MONTHLY HISTORY**



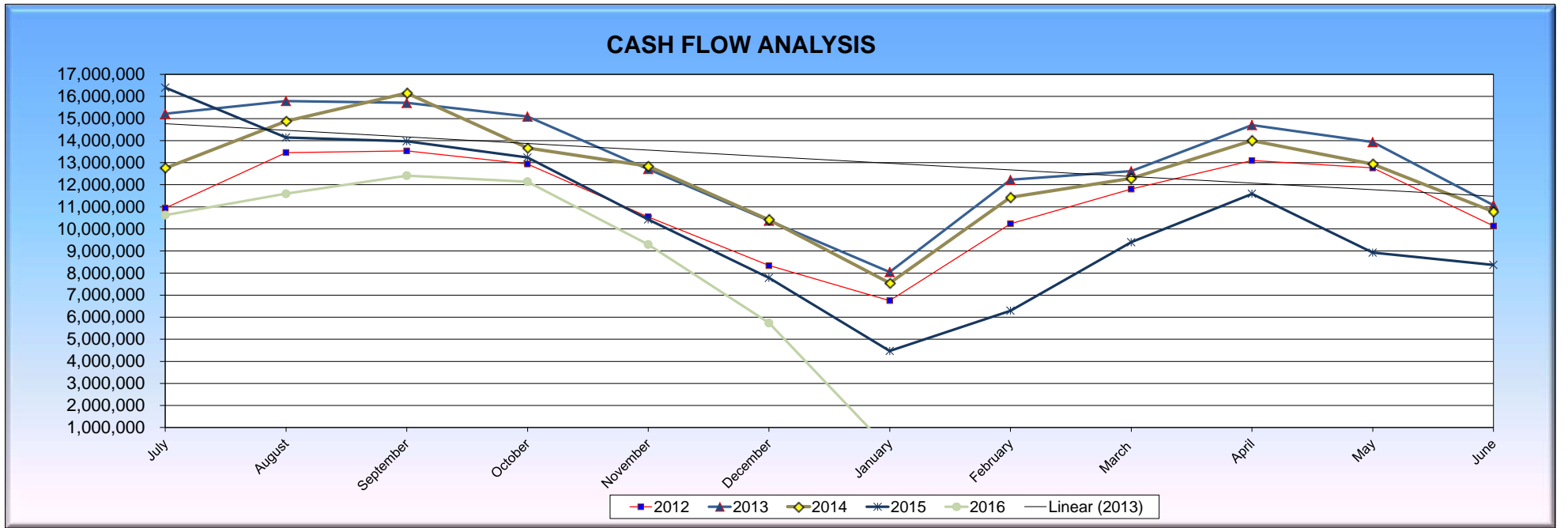
**INVESTMENT INCOME ANNUAL HISTORY**



*SPRINGBORO COMMUNITY CITY SCHOOLS*  
**CASH FLOW HISTORY**  
 (Amounts Represent General Fund Month Ending Balances)

  Current Month

| FY   | July       | August     | September  | October    | November   | December   | January   | February   | March      | April      | May        | June       |
|------|------------|------------|------------|------------|------------|------------|-----------|------------|------------|------------|------------|------------|
| 2012 | 10,943,740 | 13,460,001 | 13,533,343 | 12,939,781 | 10,548,887 | 8,338,630  | 6,754,746 | 10,234,435 | 11,799,012 | 13,093,742 | 12,762,433 | 10,127,709 |
| 2013 | 15,219,086 | 15,793,376 | 15,706,069 | 15,088,260 | 12,712,944 | 10,370,909 | 8,047,609 | 12,223,488 | 12,614,582 | 14,701,106 | 13,930,078 | 11,070,591 |
| 2014 | 12,754,762 | 14,885,287 | 16,147,877 | 13,663,073 | 12,844,156 | 10,417,017 | 7,543,879 | 11,426,299 | 12,288,002 | 13,994,917 | 12,934,439 | 10,782,854 |
| 2015 | 16,398,089 | 14,138,107 | 13,965,306 | 13,233,279 | 10,429,438 | 7,777,413  | 4,466,180 | 6,292,608  | 9,395,939  | 11,591,212 | 8,923,751  | 8,368,436  |
| 2016 | 10,623,482 | 11,592,457 | 12,413,277 | 12,141,221 | 9,292,765  | 5,739,217  |           |            |            |            |            |            |



-- Options Summary --

Summary or Detail Report? (S,D) D  
Output file: FINSUMM.TXT  
Type: CSV  
Print options page? (Y,N) Y  
Generate FINDET report for comparison? (Y,N) Y  
Sort options: FS  
Include future encumbrance amounts? (Y,N) N  
Include accounts with zero amounts? (Y,N) Y  
Include accounts which are no longer active? (Y,N,I) Y

BAT\_FINSUM executed by SCBO\_CF on node SWOCA0:: at 5-JAN-2016 13:10:18.69

| Fund # | Fund Description                             | FYTD         | MTD           | FYTD         | Current       | Current      | Unencumbered | Bank         |
|--------|--|--------------|---------------|--------------|---------------|--------------|--------------|--------------|
| Begin  | Balance                                      | MTD          | Receipts      | Expenditures | Expenditures  | Fund         | Encumbrances | Balance      |
|        |  | Receipts     |               |              |               | Balance      |              | Code         |
| 001    | 0000 GENERAL                                 |              |               |              |               |              |              |              |
|        | 7,355,229.73                                 | 1,194,561.11 | 22,817,757.43 | 4,748,109.26 | 25,446,977.34 | 4,726,009.82 | 3,484,823.84 | 1,241,185.98 |
| 001    | 9412 BUDGET RESERVE                          |              |               |              |               |              |              |              |
|        | 1,013,208.92                                 | 0.00         | 0.00          | 0.00         | 0.00          | 1,013,208.92 | 0.00         | 1,013,208.92 |
| 002    | 0000 BOND RETIREMENT                         |              |               |              |               |              |              |              |
|        | 3,302,087.18                                 | 0.00         | 3,063,677.33  | 0.00         | 3,759,967.44  | 2,605,797.07 | 0.00         | 2,605,797.07 |
| 002    | 9204 MASTER FACILITY PLAN-BOND RETIREMENT    |              |               |              |               |              |              |              |
|        | 268,835.69                                   | 0.00         | 0.00          | 0.00         | 0.00          | 268,835.69   | 0.00         | 268,835.69   |
| 003    | 0000 PERMANENT IMPROVEMENT                   |              |               |              |               |              |              |              |
|        | 0.00   | 0.00         | 0.00          | 0.00         | 0.00          | 0.00         | 0.00         | 0.00         |
| 003    | 9201 PERMANENT IMPROVEMENT                   |              |               |              |               |              |              |              |
|        | 0.00   | 0.00         | 0.00          | 0.00         | 0.00          | 0.00         | 0.00         | 0.00         |
| 004    | 9204 MASTER FACILITY PLAN - BUILDING FUND    |              |               |              |               |              |              |              |
|        | 14,315.72                                    | 0.00         | 0.00          | 0.00         | 14,315.72     | 0.00         | 0.00         | 0.00         |
| 004    | 9207 BUILDING FUND - MVH PROJECT             |              |               |              |               |              |              |              |
|        | 0.00   | 0.00         | 0.00          | 0.00         | 0.00          | 0.00         | 0.00         | 0.00         |
| 004    | 9208 BLDNG FUND-HIGH SCHOOL BOYS LOCKER ROOM |              |               |              |               |              |              |              |
|        | 0.00   | 0.00         | 0.00          | 0.00         | 0.00          | 0.00         | 0.00         | 0.00         |
| 004    | 9213 BUILDING FUND - SCHOOL BUSES            |              |               |              |               |              |              |              |
|        | 0.00   | 0.00         | 0.00          | 0.00         | 0.00          | 0.00         | 0.00         | 0.00         |
| 004    | 9215 Energy Conservation Project             |              |               |              |               |              |              |              |
|        | 996,925.85                                   | 0.00         | 0.00          | 0.00         | 996,925.85    | 0.00         | 0.00         | 0.00         |
| 004    | 9218 MIRACLE FIELD PROJECT                   |              |               |              |               |              |              |              |
|        | 28,220.00                                    | 0.00         | 0.00          | 0.00         | 0.00          | 28,220.00    | 0.00         | 28,220.00    |
| 006    | 0000 FOOD SERVICE FUND                       |              |               |              |               |              |              |              |
|        | 844,518.84                                   | 116,521.27   | 691,864.55    | 129,095.05   | 705,208.70    | 831,174.69   | 291,516.00   | 539,658.69   |
| 007    | 9001 PEPSI SCHOLARSHIP                       |              |               |              |               |              |              |              |
|        | 0.00   | 0.00         | 0.00          | 0.00         | 0.00          | 0.00         | 0.00         | 0.00         |
| 007    | 9002 SHS MEMORIAL TRUST FUND                 |              |               |              |               |              |              |              |
|        | 2,699.06                                     | 0.00         | 0.00          | 0.00         | 0.00          | 2,699.06     | 0.00         | 2,699.06     |
| 007    | 9093 GRANGE SCHOLARSHIP FUND                 |              |               |              |               |              |              |              |
|        | 25,578.41                                    | 3.22         | 7.95          | 0.00         | 0.00          | 25,586.36    | 0.00         | 25,586.36    |

| Fund #   | Fund Description                              | FYTD      | MTD          | FYTD         | Current      | Current      | Unencumbered | Bank      |           |
|----------|---|-----------|--------------|--------------|--------------|--------------|--------------|-----------|-----------|
| Begin    | Balance                                       | Receipts  | Expenditures | Expenditures | Fund Balance | Encumbrances | Fund Balance | Code      |           |
| 007 9098 | HAROLD E. MILLS SCHOLARSHIP FUND              | 41,889.42 | 0.34         | 67.08        | 0.00         | 750.00       | 41,206.50    | 0.00      | 41,206.50 |
| 007 9214 | WADE SCHOLARSHIP                              | 1,900.00  | 0.00         | 0.00         | 0.00         | 0.00         | 1,900.00     | 0.00      | 1,900.00  |
| 009 9001 | HIGH SCHOOL - UNIFORM SUPPLIES                | 0.00      | 0.00         | 0.00         | 0.00         | 0.00         | 0.00         | 0.00      | 0.00      |
| 009 9002 | JR HIGH - UNIFORM SUPPLIES                    | 0.00      | 0.00         | 0.00         | 0.00         | 0.00         | 0.00         | 0.00      | 0.00      |
| 009 9003 | CE - UNIFORM SUPPLIES                         | 0.00      | 0.00         | 0.00         | 0.00         | 0.00         | 0.00         | 0.00      | 0.00      |
| 009 9011 | SI - UNIFORM SUPPLIES                         | 0.00      | 0.00         | 0.00         | 0.00         | 0.00         | 0.00         | 0.00      | 0.00      |
| 009 9015 | DENNIS EAST - UNIFORM SUPPLIES                | 0.00      | 0.00         | 0.00         | 0.00         | 0.00         | 0.00         | 0.00      | 0.00      |
| 009 9018 | FIVE PTS WEST - UNIFORM SUPPLIES              | 0.00      | 0.00         | 0.00         | 0.00         | 0.00         | 0.00         | 0.00      | 0.00      |
| 018 904A | HIGH SCHOOL PUBLIC SCHOOL SUPPORT FUND        | 26,482.37 | 78.00        | 33,480.94    | 9,617.14     | 20,323.64    | 39,639.67    | 3,665.20  | 35,974.47 |
| 018 905A | JR HIGH PUBLIC SCHOOL SUPPORT FUND            | 27,816.50 | 360.00       | 14,055.20    | 6,081.23     | 16,644.56    | 25,227.14    | 10,512.06 | 14,715.08 |
| 018 906A | SPRINGBORO INTERMEDIATE PUBLIC SCHOOL SUPPORT | 17,057.96 | 0.00         | 7,773.99     | 2,892.54     | 7,879.47     | 16,952.48    | 4,948.00  | 12,004.48 |
| 018 907A | CLEARCREEK ELEMENTARY PUBLIC SCHOOL SUPPORT   | 26,491.72 | 1,011.78-    | 10,625.15    | 14,011.31-   | 1,608.11     | 35,508.76    | 16,470.72 | 19,038.04 |
| 018 915A | DENNIS ELEM EAST - PUBLIC SCHOOL SUPPORT FUND | 34,234.00 | 20.00        | 32,286.26    | 2,675.72     | 32,623.98    | 33,896.28    | 1,777.08  | 32,119.20 |
| 018 918A | FIVE POINTS WEST - PUBLIC SCHOOL SUPPORT FUND | 64,775.68 | 1,208.00     | 62,528.36    | 31,117.34    | 69,356.78    | 57,947.26    | 14,783.15 | 43,164.11 |
| 018 970A | SUPP SERV/TRANS PUBLIC SCHOOL SUPPORT FUND    | 4,198.24  | 90.48        | 356.30       | 0.00         | 0.00         | 4,554.54     | 0.00      | 4,554.54  |
| 018 980A | CURRICULUM - PUBLIC SCHOOL SUPPORT FUND       | 6,675.74  | 0.00         | 0.00         | 267.42       | 5,126.51     | 1,549.23     | 0.00      | 1,549.23  |

Date: 01/05/2016  
 Time: 1:10 pm

SPRINGBORO COMMUNITY SCHOOLS  
 Financial Report by Fund/SCC

Page: 3  
 (FINSUM)

| Fund #   | Fund Description                            | FYTD      | MTD          | FYTD         | Current  | Current      | Unencumbered | Bank       |
|----------|---|-----------|--------------|--------------|----------|--------------|--------------|------------|
| Begin    | MTD   | Receipts  | Expenditures | Expenditures | Fund     | Encumbrances | Fund         | Code       |
| Balance  | Receipts                                    |           |              |              | Balance  |              | Balance      |            |
| 019 9215 | GOVS Grant FY15                             | 0.41      | 0.00         | 0.00         | 0.00     | 0.41         | 0.00         | 0.41       |
| 019 921J | JENNINGS GRANTS-TO-EDUCATORS FY12           | 4.25      | 0.00         | 0.00         | 0.00     | 4.25         | 0.00         | 4.25       |
| 019 921S | RECOVERY SERVICES-STEPS TO SUCCESS FY11     | 0.00      | 0.00         | 0.00         | 0.00     | 0.00         | 0.00         | 0.00       |
| 019 922S | FY12 MENTAL RECOVERY - RE-DO PROGRAM        | 338.18    | 0.00         | 0.00         | 0.00     | 338.18       | 0.00         | 338.18     |
| 019 923K | FY13 KINDER MORGAN GRANT                    | 0.19      | 0.00         | 0.00         | 0.00     | 0.19         | 0.00         | 0.19       |
| 019 923M | FY13 - MEN OF STRENGTH VIOLENCE PREV. GRANT | 2,373.00  | 0.00         | 0.00         | 0.00     | 2,373.00     | 0.00         | 2,373.00   |
| 019 924K | FY14 KINDER MORGAN GRANT                    | 190.19    | 0.00         | 0.00         | 0.00     | 190.19       | 0.00         | 190.19     |
| 020 0000 | MVH LEASE PAYMENTS/SPECIAL ENTERPRISE FUND  | 0.00      | 0.00         | 922,411.25   | 0.00     | 677,314.90   | 245,096.35   | 245,096.35 |
| 024 9202 | FLEXIBLE SPENDING                           | 6,744.39  | 0.00         | 2,727.75     | 0.00     | 380.37       | 9,091.77     | 9,091.77   |
| 200 901A | HIGH SCHOOL PRIDE COMMITTEE                 | 1,133.34  | 0.00         | 0.00         | 0.00     | 1,133.34     | 0.00         | 1,133.34   |
| 200 902A | ROBOTICS CLUB - DISTRICT WIDE               | 14,461.97 | 938.00       | 1,713.46     | 1,487.50 | 9,921.96     | 6,253.47     | 2,980.82   |
| 200 903A | STAND CLUB                                  | 403.44    | 0.00         | 0.00         | 0.00     | 403.44       | 0.00         | 403.44     |
| 200 908A | JROTC                                       | 4,057.48  | 0.00         | 2,076.45     | 1,045.53 | 4,517.72     | 1,616.21     | 614.29     |
| 200 909A | HIGH SCHOOL GERMAN CLUB                     | 108.38    | 0.00         | 0.00         | 0.00     | 108.38       | 0.00         | 108.38     |
| 200 911A | SI - STUDENT COUNCIL                        | 695.13    | 0.00         | 160.00       | 233.10   | 233.10       | 622.03       | 0.00       |
| 200 912A | HS ART CLUB                                 | 0.00      | 0.00         | 193.19       | 0.00     | 0.00         | 193.19       | 0.00       |

| Fund #   | Fund Description                    | FYTD      | MTD          | FYTD         | Current      | Current      | Unencumbered | Bank      |           |
|----------|-------------------------------------|-----------|--------------|--------------|--------------|--------------|--------------|-----------|-----------|
| Begin    | Balance                             | Receipts  | Expenditures | Expenditures | Fund Balance | Encumbrances | Fund Balance | Code      |           |
| 200 913A | HIGH SCHOOL DRAMA CLUB              | 4,604.87  | 0.00         | 1,044.00     | 0.00         | 408.61       | 5,240.26     | 0.00      | 5,240.26  |
| 200 914A | JCOWA (FORMERLY GLOBAL CONNECTIONS) | 93.14     | 0.00         | 200.00       | 0.00         | 0.00         | 293.14       | 0.00      | 293.14    |
| 200 915A | S.A.D.D.                            | 4,202.20  | 0.00         | 2,040.00     | 76.99        | 660.68       | 5,581.52     | 1,134.23  | 4,447.29  |
| 200 916A | HIGH SCHOOL FRENCH CLUB             | 2,729.18  | 385.00       | 1,247.00     | 552.02       | 937.39       | 3,038.79     | 1,004.91  | 2,033.88  |
| 200 917A | HIGH SCHOOL STUDENT COUNCIL         | 13,697.90 | 0.00         | 14,811.61    | 52.78        | 12,969.61    | 15,539.90    | 1,227.01  | 14,312.89 |
| 200 918A | JR HIGH STUDENT COUNCIL             | 8,149.68  | 0.00         | 1,171.00     | 0.00         | 2,410.63     | 6,910.05     | 2,400.00  | 4,510.05  |
| 200 919A | S-CAPADES                           | 22,771.00 | 325.00       | 6,000.00     | 0.00         | 12,978.23    | 15,792.77    | 0.00      | 15,792.77 |
| 200 920A | JR HIGH YEARBOOK                    | 14,010.83 | 0.00         | 0.00         | 0.00         | 2,372.06     | 11,638.77    | 7,627.94  | 4,010.83  |
| 200 921A | DENNIS DH CLASS (EAST & WEST)       | 443.39    | 0.00         | 1,910.00     | 1,641.80     | 1,761.80     | 591.59       | 350.00    | 241.59    |
| 200 922A | HS DH CLASS                         | 678.18    | 0.00         | 0.00         | 0.00         | 0.00         | 678.18       | 0.00      | 678.18    |
| 200 925A | HIGH SCHOOL NEWSPAPER               | 29.61     | 0.00         | 0.00         | 0.00         | 0.00         | 29.61        | 0.00      | 29.61     |
| 200 926A | JR HIGH NEWSPAPER                   | 284.37    | 0.00         | 28.80        | 0.00         | 0.00         | 313.17       | 0.00      | 313.17    |
| 200 927A | NATIONAL HONOR SOCIETY              | 1,502.97  | 0.00         | 267.83       | 193.41       | 818.95       | 951.85       | 73.45     | 878.40    |
| 200 928A | S.A.D.D. - JUNIOR HIGH              | 352.99    | 0.00         | 0.00         | 0.00         | 0.00         | 352.99       | 0.00      | 352.99    |
| 200 929A | THE MUSE MACHINE                    | 4,926.84  | 351.03       | 10,336.03    | 0.00         | 1,391.78     | 13,871.09    | 11,125.64 | 2,745.45  |
| 200 931A | JH DH CLASS                         | 1,976.56  | 0.00         | 0.00         | 104.73       | 407.46       | 1,569.10     | 612.52    | 956.58    |



| Fund #   | Fund Description                    | FYTD      | MTD          | FYTD         | Current      | Current      | Unencumbered | Bank      |
|----------|-------------------------------------|-----------|--------------|--------------|--------------|--------------|--------------|-----------|
| Begin    | Balance                             | Receipts  | Expenditures | Expenditures | Fund Balance | Encumbrances | Fund Balance | Code      |
| 200 950A | HS TECH PREP                        |           |              |              |              |              |              |           |
|          | 260.39                              | 0.00      | 320.00       | 0.00         | 0.00         | 580.39       | 0.00         | 580.39    |
| 200 954A | JR STATESMEN OF AMERICA             |           |              |              |              |              |              |           |
|          | 0.00                                | 0.00      | 40.00        | 0.00         | 0.00         | 40.00        | 0.00         | 40.00     |
| 200 956A | JR HIGH NATIONAL HONOR SOCIETY      |           |              |              |              |              |              |           |
|          | 367.35                              | 0.00      | 254.00       | 260.00       | 260.00       | 361.35       | 0.00         | 361.35    |
| 200 960A | HIGH SCHOOL PANTHER EXPRESS         |           |              |              |              |              |              |           |
|          | 42,341.70                           | 0.00      | 0.00         | 0.00         | 0.00         | 42,341.70    | 0.00         | 42,341.70 |
| 200 965A | HS SCIENCE & ENGINEERING CLUB       |           |              |              |              |              |              |           |
|          | 722.66                              | 0.00      | 0.00         | 0.00         | 48.08        | 674.58       | 251.92       | 422.66    |
| 200 966A | CLASS OF 2014                       |           |              |              |              |              |              |           |
|          | 0.00                                | 0.00      | 0.00         | 0.00         | 0.00         | 0.00         | 0.00         | 0.00      |
| 200 967A | CLASS OF 2015                       |           |              |              |              |              |              |           |
|          | 0.00                                | 0.00      | 675.00       | 0.00         | 675.00       | 0.00         | 0.00         | 0.00      |
| 200 968A | CLASS OF 2016                       |           |              |              |              |              |              |           |
|          | 2,282.49                            | 0.00      | 7,710.00     | 3,902.49     | 9,992.49     | 0.00         | 0.00         | 0.00      |
| 200 969A | CLASS OF 2017                       |           |              |              |              |              |              |           |
|          | 0.00                                | 0.00      | 4,274.00     | 0.00         | 0.00         | 4,274.00     | 0.00         | 4,274.00  |
| 300 9011 | SWIMMING FUNDRAISER ACCT.           |           |              |              |              |              |              |           |
|          | 2,236.49                            | 538.76    | 2,617.18     | 548.22       | 1,267.12     | 3,586.55     | 3,718.70     | 132.15-   |
| 300 9017 | HS GIRLS TRACK - FUNDRAISER         |           |              |              |              |              |              |           |
|          | 0.00                                | 0.00      | 0.00         | 0.00         | 0.00         | 0.00         | 0.00         | 0.00      |
| 300 9018 | JH GIRLS TRACK - FUNDRAISER         |           |              |              |              |              |              |           |
|          | 391.50                              | 0.00      | 0.00         | 0.00         | 0.00         | 391.50       | 0.00         | 391.50    |
| 300 901B | ATHLETICS                           |           |              |              |              |              |              |           |
|          | 130,250.68                          | 30,032.10 | 600,185.49   | 105,037.97   | 615,811.53   | 114,624.64   | 23,157.76    | 91,466.88 |
| 300 901C | HS BOYS BASKETBALL FUNDRAISER ACCT. |           |              |              |              |              |              |           |
|          | 8,948.38                            | 0.00      | 16,431.37    | 745.00       | 17,404.10    | 7,975.65     | 5,989.00     | 1,986.65  |
| 300 901D | JH BOYS BASKETBALL FUNDRAISER ACCT. |           |              |              |              |              |              |           |
|          | 163.89                              | 2,282.45  | 2,282.45     | 0.00         | 149.50       | 2,296.84     | 2,326.50     | 29.66-    |
| 300 901E | BOYS SOCCER FUNDRAISER ACCT.        |           |              |              |              |              |              |           |
|          | 2,514.64                            | 0.00      | 12,012.63    | 0.00         | 3,130.48     | 11,396.79    | 2,768.00     | 8,628.79  |



| Fund #   | Fund Description                      | FYTD      | MTD          | FYTD         | Current      | Current      | Unencumbered | Bank     |            |
|----------|---------------------------------------|-----------|--------------|--------------|--------------|--------------|--------------|----------|------------|
| Begin    | MTD                                   | Receipts  | Expenditures | Expenditures | Fund Balance | Encumbrances | Fund Balance | Code     |            |
| Balance  | Receipts                              |           |              |              |              |              |              |          |            |
| 300 901V | **DON'T USE** MOVED TO BOYS BOWLING   | 0.00      | 0.00         | 0.00         | 0.00         | 0.00         | 0.00         | 0.00     |            |
| 300 901W | HS CROSS COUNTRY FUNDRAISER ACCT.     | 1,838.23  | 191.81       | 6,616.15     | 0.00         | 3,294.31     | 5,160.07     | 1,340.00 | 3,820.07   |
| 300 901X | JH CROSS COUNTRY FUNDRAISER ACCT.     | 5,748.68  | 0.00         | 7,929.50     | 0.00         | 6,648.28     | 7,029.90     | 623.00   | 6,406.90   |
| 300 901Y | BOYS TENNIS FUNDRAISER ACCT.          | 0.00      | 0.00         | 83.09        | 0.00         | 0.00         | 83.09        | 0.00     | 83.09      |
| 300 901Z | GIRLS TENNIS FUNDRAISER ACCT.         | 4,053.58  | 0.00         | 4,689.13     | 0.00         | 3,319.98     | 5,422.73     | 0.00     | 5,422.73   |
| 300 902B | BAND                                  | 1,055.77  | 3,370.00     | 39,669.00    | 23,814.99    | 52,014.12    | 11,289.35-   | 0.00     | 11,289.35- |
| 300 903B | HIGH SCHOOL CHOIR (MUSICALS)          | 10,816.02 | 18.27        | 10,261.74    | 3,100.00     | 19,756.75    | 1,321.01     | 0.00     | 1,321.01   |
| 300 904B | JR HIGH CHEERLEADERS                  | 16,023.00 | 0.00         | 0.00         | 262.39       | 12,945.83    | 3,077.17     | 130.59   | 2,946.58   |
| 300 905B | HIGH SCHOOL CHEERLEADERS              | 13,323.82 | 0.00         | 12,752.56    | 515.12       | 7,705.45     | 18,370.93    | 41.22    | 18,329.71  |
| 300 906B | SYB - SPRINGBORO YOUTH BASKETBALL     | 10,059.00 | 0.00         | 0.00         | 0.00         | 0.00         | 10,059.00    | 0.00     | 10,059.00  |
| 300 907B | ATH/TOURNAMENT                        | 45.00     | 0.00         | 9,570.00     | 104.31       | 5,262.72     | 4,352.28     | 0.00     | 4,352.28   |
| 300 909B | JR HIGH SHOW CHOIR                    | 6,040.93  | 0.00         | 0.00         | 943.90       | 943.90       | 5,097.03     | 0.00     | 5,097.03   |
| 300 911B | H.S. SHOW CHOIR                       | 0.00      | 0.00         | 0.00         | 0.00         | 0.00         | 0.00         | 0.00     | 0.00       |
| 300 912B | LITTLE THEATRE - JUNIOR HIGH          | 0.00      | 0.00         | 0.00         | 0.00         | 0.00         | 0.00         | 0.00     | 0.00       |
| 300 913B | JH AT CLASS                           | 0.00      | 0.00         | 0.00         | 0.00         | 0.00         | 0.00         | 0.00     | 0.00       |
| 300 914B | HIGH SCHOOL CHEERLEADING COMPETITIONS | 2,949.55  | 12,818.19    | 20,829.58    | 0.00         | 8,943.00     | 14,836.13    | 612.50   | 14,223.63  |



| Fund #   | Fund Description                     | FYTD         | MTD          | FYTD         | Current      | Current      | Unencumbered | Bank     |           |
|----------|--------------------------------------|--------------|--------------|--------------|--------------|--------------|--------------|----------|-----------|
| Begin    | Balance                              | Receipts     | Expenditures | Expenditures | Fund Balance | Encumbrances | Fund Balance | Code     |           |
|          |                                      | MTD Receipts |              |              |              |              |              |          |           |
| 401 9213 | MINDS IN MOTION FY13                 | 0.00         | 0.00         | 0.00         | 0.00         | 0.00         | 0.00         | 0.00     |           |
| 401 9214 | MINDS IN MOTION - FY14               | 0.00         | 0.00         | 0.00         | 0.00         | 0.00         | 0.00         | 0.00     |           |
| 401 9215 | FY15 MINDS IN MOTION                 | 3,474.81     | 0.00         | 0.00         | 3,474.81     | 0.00         | 0.00         | 0.00     |           |
| 401 9216 | Minds in Motion FY16                 | 0.00         | 0.00         | 53,407.90    | 2,117.38     | 22,740.52    | 30,667.38    | 3,806.13 | 26,861.25 |
| 451 9213 | OHIO K12 NETWORK FY13 - CONNECTIVITY | 0.00         | 0.00         | 0.00         | 0.00         | 0.00         | 0.00         | 0.00     |           |
| 451 9214 | OHIO K12 NETWORK FY14 - CONNECTIVITY | 0.00         | 0.00         | 0.00         | 0.00         | 0.00         | 0.00         | 0.00     |           |
| 451 9215 | OHIO K12 NETWORK FY15 CONNECTIVITY   | 0.00         | 0.00         | 0.00         | 0.00         | 0.00         | 0.00         | 0.00     |           |
| 451 9216 | Network Connectivity Grant FY16      | 0.00         | 0.00         | 5,400.00     | 558.26       | 3,349.56     | 2,050.44     | 3,349.56 | 1,299.12- |
| 461 9013 | JH HSTW FY13                         | 0.00         | 0.00         | 0.00         | 0.00         | 0.00         | 0.00         | 0.00     |           |
| 461 9014 | JH HSTW FY14                         | 0.00         | 0.00         | 0.00         | 0.00         | 0.00         | 0.00         | 0.00     |           |
| 461 9016 | HSTW - SI From Great Oaks FY16       | 0.00         | 0.00         | 2,500.00     | 0.00         | 184.05       | 2,315.95     | 0.00     | 2,315.95  |
| 461 9212 | HSTW FY12 - HS                       | 0.00         | 0.00         | 0.00         | 0.00         | 0.00         | 0.00         | 0.00     | 0.00      |
| 461 9213 | HS HSTW FY13                         | 0.00         | 0.00         | 0.00         | 0.00         | 0.00         | 0.00         | 0.00     | 0.00      |
| 461 9214 | HSTW - FY14                          | 0.00         | 0.00         | 0.00         | 0.00         | 0.00         | 0.00         | 0.00     | 0.00      |
| 461 9215 | HIGH SCHOOLS THAT WORK FY15          | 9.58         | 0.00         | 0.00         | 0.00         | 9.58         | 0.00         | 0.00     | 0.00      |
| 461 9216 | HSTW FY16                            | 0.00         | 95.11        | 2,371.52     | 445.11       | 2,721.52     | 350.00-      | 117.54   | 467.54-   |

| Fund #   | Fund Description           | FYTD Receipts | MTD Expenditures | FYTD Expenditures | Current Fund Balance | Current Encumbrances | Unencumbered Fund Balance | Bank Code |            |
|----------|----------------------------|---------------|------------------|-------------------|----------------------|----------------------|---------------------------|-----------|------------|
| 506 9214 | RACE TO THE TOP FY14       | 0.00          | 0.00             | 0.00              | 0.00                 | 0.00                 | 0.00                      |           |            |
| 516 9213 | IDEAB SP ED FY13           | 0.00          | 0.00             | 0.00              | 0.00                 | 0.00                 | 0.00                      |           |            |
| 516 9214 | IDEAB SP ED FY14           | 0.00          | 0.00             | 0.00              | 0.00                 | 0.00                 | 0.00                      |           |            |
| 516 9215 | IDEAB SP ED FY15           | 41,320.11     | 0.00             | 89,749.00         | 0.00                 | 0.00                 | 0.00                      |           |            |
| 516 9216 | IDEA Part B FY16           | 0.00          | 59,914.62        | 250,874.65        | 95,109.46            | 286,069.49           | 35,194.84-                | 16,042.00 | 51,236.84- |
| 572 9213 | TITLE I FY13               | 0.00          | 0.00             | 0.00              | 0.00                 | 0.00                 | 0.00                      | 0.00      |            |
| 572 9214 | TITLE I FY14               | 0.00          | 0.00             | 0.00              | 0.00                 | 0.00                 | 0.00                      | 0.00      |            |
| 572 9215 | TITLE I FY15               | 13,794.94     | 0.00             | 2,446.57-         | 0.00                 | 11,348.37            | 0.00                      | 0.00      |            |
| 572 9216 | Title I FY16               | 0.00          | 11,393.42        | 44,448.00         | 30,297.45            | 64,969.19            | 20,521.19-                | 61,913.42 | 82,434.61- |
| 587 9213 | EARLY CHILDHOOD/PRE K FY13 | 0.00          | 0.00             | 0.00              | 0.00                 | 0.00                 | 0.00                      | 0.00      |            |
| 587 9214 | EARLY CHILDHOOD/PRE K FY14 | 0.00          | 0.00             | 0.00              | 0.00                 | 0.00                 | 0.00                      | 0.00      |            |
| 587 9215 | EARLY CHILDHOOD/PRE K FY15 | 0.00          | 0.00             | 0.00              | 0.00                 | 0.00                 | 0.00                      | 0.00      |            |
| 587 9216 | Pre-School Special Ed FY16 | 0.00          | 1,600.00         | 6,861.25          | 2,400.00             | 7,661.25             | 800.00-                   | 0.00      | 800.00-    |
| 590 9213 | TITLE IIA ITQ FY13         | 0.00          | 0.00             | 0.00              | 0.00                 | 0.00                 | 0.00                      | 0.00      |            |
| 590 9214 | TITLE IIA ITQ FY14         | 0.00          | 0.00             | 0.00              | 0.00                 | 0.00                 | 0.00                      | 0.00      |            |
| 590 9215 | TITLE IIA ITQ FY15         | 599.70        | 0.00             | 599.70-           | 0.00                 | 0.00                 | 0.00                      | 0.00      |            |

| Fund #        | Fund Description                     | FYTD          | MTD          | FYTD          | Current       | Current      | Unencumbered | Bank |
|---------------|--------------------------------------|---------------|--------------|---------------|---------------|--------------|--------------|------|
| Begin Balance | MTD Receipts                         | Receipts      | Expenditures | Expenditures  | Fund Balance  | Encumbrances | Fund Balance | Code |
| 590 9216      | Title II-A ITC FY16                  |               |              |               |               |              |              |      |
| 0.00          | 15,648.53                            | 17,526.15     | 15,852.13    | 20,415.79     | 2,889.64-     | 10,896.51    | 13,786.15-   |      |
| 599 9213      | FY13 NATIONAL SCHOOL EXPANSION GRANT |               |              |               |               |              |              |      |
| 0.00          | 0.00                                 | 0.00          | 0.00         | 0.00          | 0.00          | 0.00         | 0.00         |      |
| GRAND TOTALS: |                                      |               |              |               |               |              |              |      |
| 14,736,930.48 | 1,491,676.67                         | 29,134,312.82 | 5,227,440.24 | 33,354,740.32 | 10,516,502.98 | 4,015,450.19 | 6,501,052.79 |      |